



Official Box

NAIA District 17-A
First Round

29

Harding University
AT Searcy, Ark.

vs. Henderson State

DATE 2-26-87

OFFICIALS Jim Lewis, Frank Holton ATTENDANCE 2,000

NO. (V)	TEAM	FG		3 PT FG		FT		REBOUNDS			PER FOULS	TOTAL PTS	ASSTS	STLS	BLOCK SHOTS	TURN OVERS	MINS PLYED
		MADE	ATTD	MADE	ATTD	MADE	ATTD	O	D	TOT							
22	Shannon Hughes	0	2	1	3	4	5	0	7	7	3	7	1	1	0	0	
42	Marvin Mathis	7	15	0	0	6	6	3	7	10	4	26	4	0	1	3	
44	Rolando Garcia	4	10	0	0	6	8	4	8	12	1	14	1	0	0	2	
32	Corey Camper	5	8	0	1	0	2	0	4	4	5	10	2	1	1	1	
4	Tim Smallwood	3	8	0	1	4	8	3	3	6	4	10	2	2	0	1	
52	Keith Miller	3	7	0	0	2	2	2	2	4	0	8	1	0	2	0	
10	Curtis Washington	0	0	2	2	0	0	0	2	2	0	6	3	0	0	3	
34	David James	2	4	0	0	0	1	1	1	2	2	4	2	1	0	1	
54	Carl Collins	0	1	0	0	0	0	0	0	0	0	0	0	0	0	1	
50	Sean French	0	0	0	0	0	0	0	0	0	0	0	0	0	0	0	
40	Greg Stevenson	0	0	0	0	0	0	0	0	0	0	0	0	0	0	0	
14	Barry Thames	3	5	0	1	0	0	0	2	2	2	6	1	0	0	0	
		30 of 68															
TOTALS		27	60	3	8	22	32	13	36	49	20	85	17	5	4	12	

FG% 1st Half 11/31 .355 FG% 2nd Half 19/37 .514 FG% Game 30/68 .441 Dead Ball Rebounds 4
 FT% 1st Half 7/10 .700 FT% 2nd Half 6/15 .400 FT% Game 22/32 .688 Team Rebounds 3

NO. (H)	TEAM	FG		3 PT FG		FT		REBOUNDS			PER FOULS	TOTAL PTS	ASSTS	STLS	BLOCK SHOTS	TURN OVERS	MINS PLYED
		MADE	ATTD	MADE	ATTD	MADE	ATTD	O	D	TOT							
11	Greg Matthews	5	16	0	9	3	5	4	5	9	3	13	3	2	0	2	
13	Marcellus White	5	10	1	3	8	10	2	4	6	4	21	0	3	1	2	
15	Darryl Marpley	2	6	0	0	1	2	2	3	5	5	5	3	2	0	2	
21	Kenneth Nash	1	2	0	0	0	0	0	1	1	2	2	0	0	0	1	
25	Art Thompson	1	3	0	2	1	1	1	2	3	5	3	0	0	0	1	
35	Tim Mullin	0	0	1	2	0	0	0	0	0	1	3	0	0	0	0	
41	Andre Ware	5	10	0	0	1	3	7	5	12	4	13	0	1	0	1	
43	Dionne Dale	8	20	0	0	2	3	4	9	13	5	18	0	0	1	0	
53	Brett Roberts	DNP															
		29 of 83															
TOTALS		27	67	2	16	16	24	20	29	49	29	76	6	8	2	9	

FG% 1st Half 11/27 .407 FG% 2nd Half 18/56 .321 FG% Game 29/83 .349 Dead Ball Rebounds 3
 FT% 1st Half 3/6 .500 FT% 2nd Half 13/18 .722 FT% Game 16/24 .667 Team Rebounds 2

	1	2	OT	OT	OT	TOTAL
HARDING	32	32	21			85
HSU	25	39	12			76

16-13
11-17

NAIA

ABBREVIATED HALFTIME SUMMARY OF STATISTICS

Harding vs. Henderson DATE Feb. 26 GAME No. 29

TEAM STATISTICS

Visitors: Henderson

Home: Harding

SCORE	25	32
FIELD GOALS	11 of 27; 41%	11 of 31; 36%
FREE THROWS	3 of 6; 50%	7 of 10; 70%
REBOUNDS	Off: 6 Def: 13	Off: 7 Def: 12
ASSISTS	0	6
STEALS - BLOCKS	2 - 2	4 - 2
TURNOVERS	7	5
PERSONAL FOULS	11	7

INDIVIDUAL STATISTICS

No.

Name

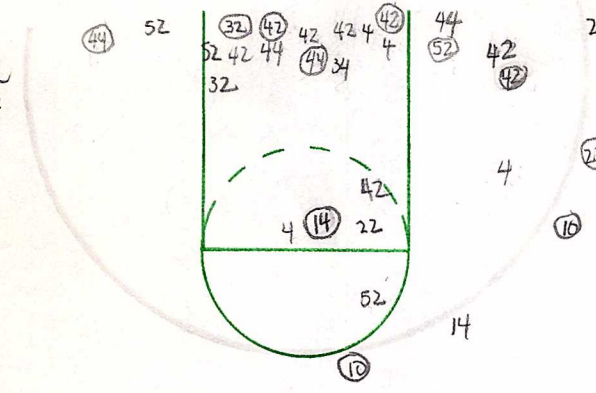
No.

Name

	No.	Name	No.	Name
SCORING LEADERS	13	Marcellus White - 10	44	Rolando Garcia - 9
	41	Andre Ware - 6	10	Curtis Washington - 6
			42	Marvin Mathis - 6
REBOUND LEADERS	43	Dionne Dale - 6	44	Rolando Garcia - 8
	41	Andre Ware - 5	42	Marvin Mathis - 5
			4	Tim Smallwood - 4
ASSIST LEADERS				6 players with 1
STEAL LEADERS	15	Darryl Marbley + White ⁴	4	Tim Smallwood - 2
PLAYERS WITH 3 OR MORE FOULS	25	Art Thompson - 3	4	Tim Smallwood - 3
	41	Andre Ware - 3		

WALK 3 Double
PASS Fumble Sec Dribble

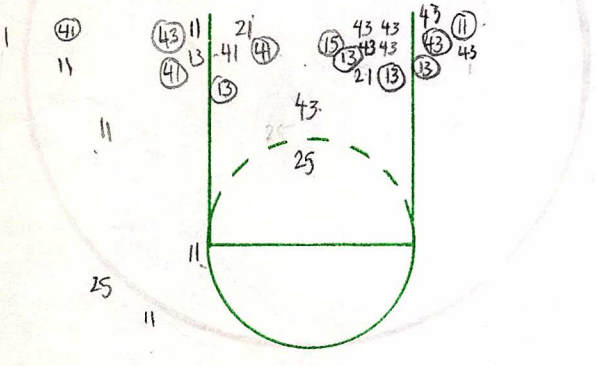
Shot Chart Quarter



42 = 6
44 = 9

FGA 32 FGM 11 %

Shot Chart Quarter



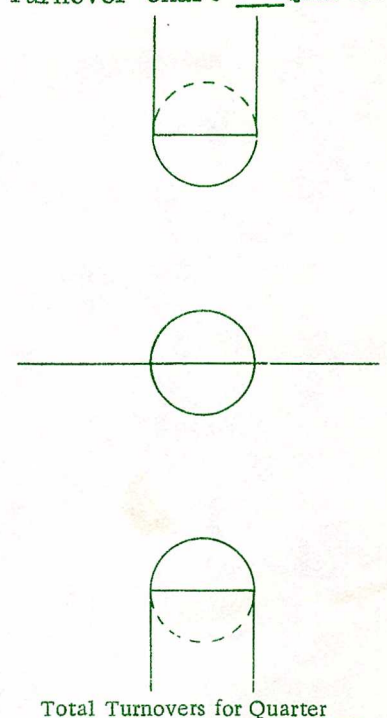
13 = 10
41 = 6
43 = 4

FGA 30 FGM 11 %

Half Shooting Totals FGA FGM %

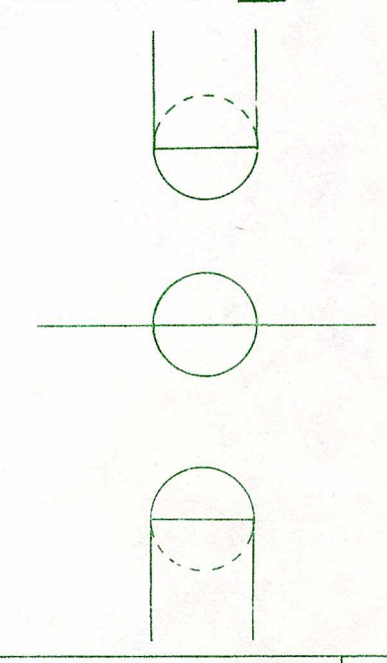
Player No.	Off. Reb.	Def. Reb.	Steals	Tied Balls	Caused Mistake
22					
42			1		
52					
32			5		
4					
14					
10			1		
54					
34	1				
44		1	1		
40					
50					
Totals					
Player No.	Off. Reb.	Def. Reb.	Steals	Tied Balls	Caused Mistake
11			1		
13	11				
15			1		1
21	1				
25	1				
33			8		
35					
41		1			
43					
53					
Qt. Totals					
Half Totals					

Turnover Chart Quarter



Total Turnovers for Quarter

Turnover Chart Quarter

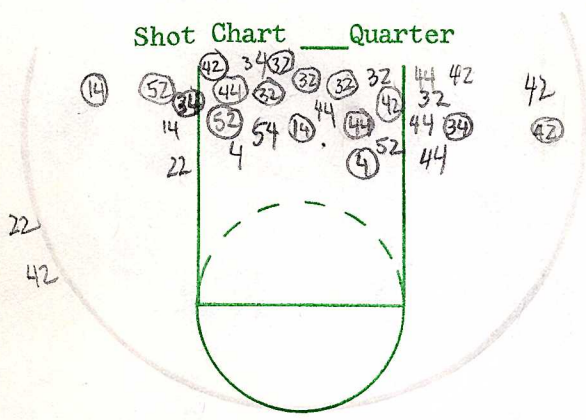


Total Turnovers for Quarter

Total Turnovers for Half

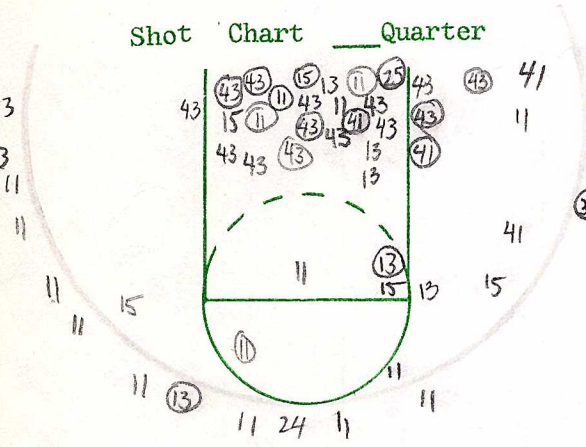
Home Name	No.	Fouls	Quarter Free Throws	Quarter Free Throws	Team Fouls	Visitor Name	No.	Fouls	
HUGHES	22	X 2 3 4 5			Home	MATTHEWS	11	1 2 3 4 5	
MATHIS	42	1 2 3 4 5		●● ●●	Vis.	WHITE	13	1 2 3 4 5	
MILLER	52	1 2 3 4 5		●●	Time Outs		MARBLEY	15	X 2 3 4 5
CAMPER	32	X 2 3 4 5		3	Home	1 2 3 4 5 6	NASH	21	X 2 3 4 5
SMALLWOOD	4	X 2 3 4 5	●●●●	6	Vis.	1 2 3 4 5 6	THOMPSON	25	X 2 3 4 5
THAMES	14	X 2 3 4 5			Score		FREEMAN	33	1 2 3 4 5
WASHINGTON	10	1 2 3 4 5	7/10		Qt. Qt. Half		MULLIN	35	1 2 3 4 5
COLLINS	54	1 2 3 4 5			Home		WARE	41	X 2 3 4 5
JAMES	34	1 2 3 4 5			Vis.		DALE	43	X 2 3 4 5
GARCIA	44	1 2 3 4 5	●●●●●●		Officials:		ROBERTS	53	1 2 3 4 5
STEVENSON	40	1 2 3 4 5							1 2 3 4 5
FRENCH	50	1 2 3 4 5			Half Free Throw Totals				1 2 3 4 5
Team Totals					Att.	Made	%		

Statistician:



FGA _____ FGM _____ % _____

53
32
85



FGA _____ FGM _____ % _____

41

Half Shooting Totals FGA _____ FGM _____ % _____

WALK BAD 3 Double
PASS FUMBLE SEC Dribble

Player No.	Off. Reb.	Def. Reb.	Steals	Tied Balls	Caused Mistake
22					
42					
52					
32			1		
4	1				
14					
10	1	11			
54		1			
34					
44		1			
40					
50					
Totals					
Player No.	Off. Reb.	Def. Reb.	Steals	Tied Balls	Caused Mistake
11		11			
13					
15					
21					
25					
33					
35					
41					
43					
53					
Qr. Totals					
Half Totals					

Turnover Chart _____ Quarter _____

Total Turnovers for Quarter _____

Turnover Chart _____ Quarter _____

Total Turnovers for Quarter _____

Total Turnovers for Half _____

Home Name	No.	Fouls	Quarter Free Throws	Quarter Free Throws	Team Fouls	Visitor Name	No.	Fouls	
HUGHES	22	X 2345	●●●●○	●●●●○	Home	MATTHEWS	11	X 2345	
MATHIS	42	X 2345	●●●●●	●●●●●	Vis.	WHITE	13	X 2345	
MILLER	52	12345	●●		Time Outs		MARBLEY	15	X 2345
CAMPER	32	X 2345	○○		Home	NASH	21	X 2345	
SMALLWOOD	4	X 2345	●●○○	●	Vis.	THOMPSON	25	X 2345	
THAMES	14	X 2345			Score		FREEMAN	33	12345
WASHINGTON	10	12345			Qt. Qt. Half		MULLIN	35	X 2345
COLLINS	54	12345		●○○	Home	WARE	41	X 2345	
JAMES	34	X 2345	○	●●○	Vis.	DALE	43	X 2345	
GARCIA	44	X 2345	●●		Officials:		ROBERTS	53	12345
STEVENSON	40	12345			Half Free Throw Totals				12345
FRENCH	50	12345			Att.	Made	%		12345
Team Totals									

Game: _____ vs. _____ Date: _____

Statistician: _____

Team Name	1	2	3	4	Extra	Final
HENDERSON ST.	25	39	OT		12	76
HARDING	32	32	OT		21	85

GAME TOTALS

Name	No.	Qtrs. Played	Fouls	Bad Pass	Walk	Fumble	D. Dribble	Lane Vio.	Steals	ASSISTS	Caused Mistake	Off. Reb.	Def. Reb.	FIELD GOALS				FREE THROWS				3 Points Points by Qtrs.					Total Pts.	
														Att.	Made	Miss	%	Att.	Made	Miss	%	1	2	3	%	%		
																												1
HUGHES	22		3	0	0	0	0	0	1	4		0	6	2	0	2	0	5	4	1	8	0	3	1		33	7	
MATHIS	42		4	1	0	2	0	0	1	5		2	7	14	7	7	5	6	6	0	100	1	0			0	20	
MILLER	52		0	0	0	0	0	0	0	3		1	1	7	3	4	4	2	2	0	100	0	0			0	8	
CAMPER	32		5	0	0	1	0	0	1	1		0	4	8	5	3	6	2	0	2	0	1	0			0	10	
SMALLWOOD	4		4	0	1	0	0	0	2	2		4	3	8	3	5	3	7	8	4	4	5	1	0		0	10	
THAMES	14		2	0	0	0	0	0	0	2		0	0	5	3	2	6	0	0	0	0	1	0			0	6	
WASHINGTON	10		0	3	1	1	0	0	0	3		0	2	0	0	0	0	0	0	0	0	0	2	2		100	6	
COLLINS	54		0	1	0	0	0	0	0	0		0	0	1	0	0	0	0	0	0	0	0	0	0			0	0
JAMES	34		2	0	1	0	0	0	0	3		0	1	4	2	2	5	1	0	1	0	0	0			0	4	
GARCIA STEVENSON	44		1	2	1	0	0	0	0	0		3	7	10	4	6	4	8	6	2	33	0	0			0	14	
HAYWARD WHITE	30		0	0	0	0	0	0	0	0		0	0	0	0	0	0	0	0	0	0	0	0	0			0	0
FRENCH	20		0	0	0	0	0	0	0	0		0	0	0	0	0	0	0	0	0	0	0	0	0			0	0
Team Totals			21	7	4	4	0	0	5	23		10	31	59	27	31	46	32	22	10	69	9	3			33	85	

CUMULATIVE TOTALS

Name	No.	Qtrs. Played	Fouls	Bad Pass	Walk	Fumble	D. Dribble	Lane Vio.	Steals	ASSISTS	Caused Mistake	Off. Reb.	Def. Reb.	FIELD GOALS				FREE THROWS				3 Points Points by Qtrs.					Total Pts.
														Att.	Made	Miss	%	Att.	Made	Miss	%	1	2	3	%	%	
HUGHES	22		74	28	7	20	0	1	65	86	56	27	69	94	43	51	46	101	84	17	83	150	55			37	335
MATHIS	42		89	31	17	32	1	1	28	71	82	30	96	248	117	131	47	96	67	29	70	4	1			25	304
MILLER	52		76	12	6	8	0	0	14	18	26	34	67	166	93	73	56	53	39	14	74	0	0			0	225
CAMPER	32		80	20	5	16	1	1	40	69	43	77	82	265	136	129	51	119	88	31	74	36	15			42	405
SMALLWOOD	4		60	27	5	13	0	0	31	51	45	17	36	108	53	55	49	58	38	20	65	78	36			46	252
THAMES	14		33	15	11	16	0	0	10	24	42	22	31	105	54	51	51	32	22	10	69	4	1			25	133
WASHINGTON	10		16	29	4	8	0	0	25	41	41	7	16	36	18	18	50	25	21	4	84	61	27			44	138
COLLINS	54		31	8	5	6	0	3	10	14	22	26	34	66	30	36	45	27	8	19	30	1	0			0	68
JAMES	34		19	7	4	7	0	1	6	22	19	31	25	76	39	37	51	44	19	25	43	1	0			0	97
GARCIA STEVENSON	44		18	19	8	17	0	8	5	10	52	40	148	182	100	82	55	84	55	29	65	0	0			0	255
HAYWARD WHITE	30		0	0	0	0	0	0	0	0		0	1	1	0	1	0	4	4	0	100	0	0			0	4
FRENCH	50		6	0	0	3	0	0	0	3		1	4	10	6	4	66	3	2	1	66	0	0			0	14
Team Totals			566	196	72	153	3	15	227	407		314	620	1384	690	659	51	646	447	199	69	335	135			40	2232

COACHES GAME SUMMARY

GAME 3

Date

Offensive Comments								Defensive Comments						
FBA	Fgm	%	FIA	FTM	%	STEALS	ASSISTS	T/O	REBOUNDS		FOULS		TOT PIS	
									OFF	DEF				
83	29	35	24	16	66	8	6	10	17	28	18		76	